

Task Flow 2

Goal:

Cook makes a listing of a new dish (minced pork porridge)

Assumption:

1. App market refers to either *Google Play Store* for Android or *Apple App Store* for iOS
2. Cook has downloaded *Reunion* application from app market (refer to *assumption 1*), signed up, approved and login.

Expectation:

1. Upload a new dish must be efficient
2. All inputs must be relevant
3. Auto saving must be included to ensure no data lost

Task Flow:

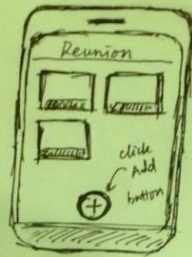
1. Tap to open *Reunion* application
2. Tap “Add new listing”
3. Fill in details of new dish
 - a. Name and description
 - b. Desired price
 - c. Define category of cuisine (Culture, vegetarian, halal etc)
 - d. Possible special requests
 - e. Upload images of the dish
 - f. Ingredients used
 - g. Location and time of delivery or self-collection
 - h. Minimum order time (i.e. 8 hours, 16 hours, 1 day or 2 days)
 - i. Accept the terms of service
4. Confirm the details of new dish through a preview page
5. Submit the new listing

Storyboard:

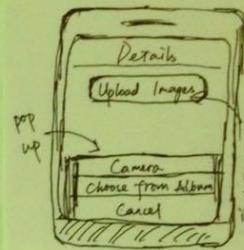

Task Flow 2



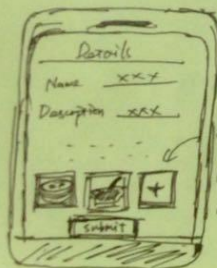
open the app



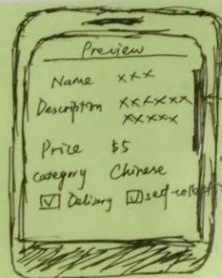
Add new listing



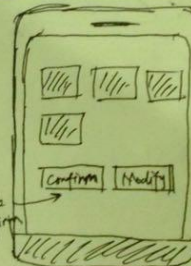
click button to upload images



add more photos if needs



Scroll down



click confirm



new dish is up